

KEDIA ADVISORY



DAILY BULLION REPORT

10 Jun 2024

- BULLDEX
- GOLD
- SILVER



Kedia Stocks & Commodities Research Pvt. Ltd.

Research Advisory | White Labelling | Digital Marketing



BULDEX SNAPSHOT

Commodity	Expiry	Open	High	Low	Close	% Change
MCXBULLDEX	26-Jun-24	19000.00	19142.00	18442.00	18481.00	-2.82
MCXBULLDEX	25-Jul-24	18600.00	18600.00	18500.00	18570.00	-2.12

BULLION SNAPSHOT

Commodity	Expiry	Open	High	Low	Close	% Change
GOLD	5-Aug-24	73237.00	73516.00	71172.00	71353.00	-2.43
GOLD	4-Oct-24	73511.00	73788.00	71519.00	71678.00	-2.37
GOLDMINI	5-Jul-24	73296.00	73333.00	71151.00	71308.00	-2.27
GOLDMINI	5-Aug-24	73255.00	73491.00	71280.00	71409.00	-2.37
SILVER	5-Jul-24	93628.00	94610.00	88727.00	89089.00	-5.04
SILVER	5-Sep-24	95649.00	96470.00	90763.00	91041.00	-4.85
SILVERMINI	28-Jun-24	93611.00	94485.00	88808.00	89100.00	-4.20
SILVERMINI	30-Aug-24	95293.00	96337.00	90759.00	91038.00	21.64

OPEN INTEREST SNAPSHOT

Commodity	Expiry	% Change	% Oi Change	Oi Status
MCXBULLDEX	26-Jun-24	-2.82	19.24	Fresh Selling
MCXBULLDEX	25-Jul-24	-2.12	16.67	Fresh Selling
GOLD	5-Aug-24	-2.43	-4.95	Long Liquidation
GOLD	4-Oct-24	-2.37	32.69	Fresh Selling
GOLDMINI	5-Jul-24	-2.27	19.63	Fresh Selling
GOLDMINI	5-Aug-24	-2.37	25.73	Fresh Selling
SILVER	5-Jul-24	-5.04	-4.71	Long Liquidation
SILVER	5-Sep-24	-4.85	10.82	Fresh Selling
SILVERMINI	28-Jun-24	-4.88	-4.20	Long Liquidation
SILVERMINI	30-Aug-24	-4.70	21.64	Fresh Selling

INTERNATIONAL BULLION SNAPSHOT

Commodity	Open	High	Low	Close	% Change
Gold \$	2290.49	2300.16	2290.45	2298.55	0.29
Silver \$	29.14	29.34	29.14	29.33	1.10

RATIOS

Ratio	Price	Ratio	Price	Ratio	Price
Gold / Silver Ratio	80.09	Silver / Crudeoil Ratio	14.09	Gold / Copper Ratio	83.59
Gold / Crudeoil Ratio	11.28	Silver / Copper Ratio	104.36	Crudeoil / Copper Ratio	7.41

Important levels for Jewellery/Bullion Dealers



Booking Price for Sellers	Booking Price for Buyers
71663.00	71043.00
71873.00	70833.00



Booking Price for Sellers	Booking Price for Buyers
89809.00	88369.00
90569.00	87609.00



Booking Price for Sellers	Booking Price for Buyers
83.71	83.35
83.93	83.13



Booking Price for Sellers	Booking Price for Buyers
2312.20	2286.90
2325.10	2274.00



Booking Price for Sellers	Booking Price for Buyers
29.90	29.08
30.21	28.77

Click here for download Kedia Advisory **Special Research** Reports



Technical Snapshot



SELL GOLD AUG @ 71500 SL 71700 TGT 71200-71000. MCX

Observations

Gold trading range for the day is 69670-74360.

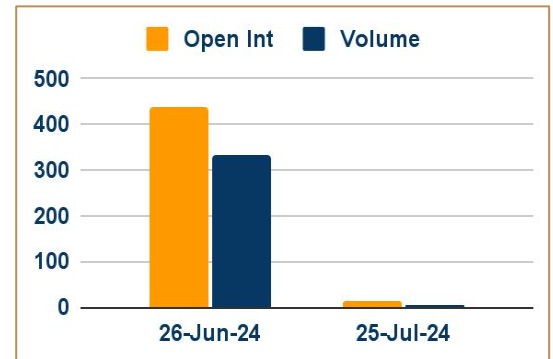
Gold prices dropped pressured by a hawkish turn in expectations for the Federal Reserve

The US economy added 272K jobs in May, nearly 100K more than median market expectations.

China's central bank paused gold purchases in May after 18 months of buying

Gold prices in India continued to trade at a discount for a fifth straight week

OI & Volume



Spread

GOLD OCT-AUG	325.00
GOLDMINI AUG-JUL	101.00

Trading Levels

Commodity	Expiry	Close	R2	R1	PP	S1	S2
GOLD	5-Aug-24	71353.00	74360.00	72860.00	72015.00	70515.00	69670.00
GOLD	4-Oct-24	71678.00	74600.00	73140.00	72330.00	70870.00	70060.00
GOLDMINI	5-Jul-24	71308.00	74115.00	72710.00	71930.00	70525.00	69745.00
GOLDMINI	5-Aug-24	71409.00	74270.00	72840.00	72060.00	70630.00	69850.00
Gold \$		2298.55	2305.71	2301.55	2296.00	2291.84	2286.29

Technical Snapshot



SELL SILVER JUL @ 89500 SL 90200 TGT 88600-88000. MCX

Observations

Silver trading range for the day is 84925-96695.

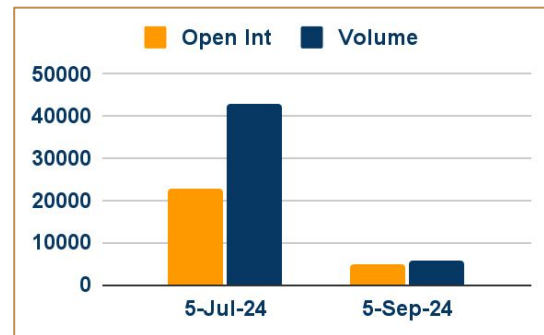
Silver dropped fueled by a robust payrolls report.

Pressure also seen as markets continued to assess the industrial backdrop for key sectors and the extent of dovish policy by major central banks.

The US economy added 272,000 jobs in May, significantly higher than the revised 165,000 in April.

The US imposed 50% tariffs on Chinese imports of solar cells, among the biggest industries for silver in an industrial end.

OI & Volume



Spread

SILVER SEP-JUL	1952.00
SILVERMINI AUG-JUN	1938.00

Trading Levels

Commodity	Expiry	Close	R2	R1	PP	S1	S2
SILVER	5-Jul-24	89089.00	96695.00	92895.00	90810.00	87010.00	84925.00
SILVER	5-Sep-24	91041.00	98465.00	94755.00	92760.00	89050.00	87055.00
SILVERMINI	28-Jun-24	89100.00	96475.00	92790.00	90800.00	87115.00	85125.00
SILVERMINI	30-Aug-24	91038.00	98285.00	94660.00	92710.00	89085.00	87135.00
Silver \$		29.33	29.47	29.40	29.27	29.20	29.07

Gold prices dropped pressured by a hawkish turn in expectations for the Federal Reserve and evidence of lower central bank buying in Asia. The US economy added 272K jobs in May, nearly 100K more than median market expectations to underpin the resilience of the labor market, aiding expectations that the Fed will further delay the start of rate cuts. China's central bank paused gold purchases to its reserves in May, after 18 months of consecutive purchases, official data showed. China held 72.80 million troy ounces of gold at the end of May, unchanged from the end of April.

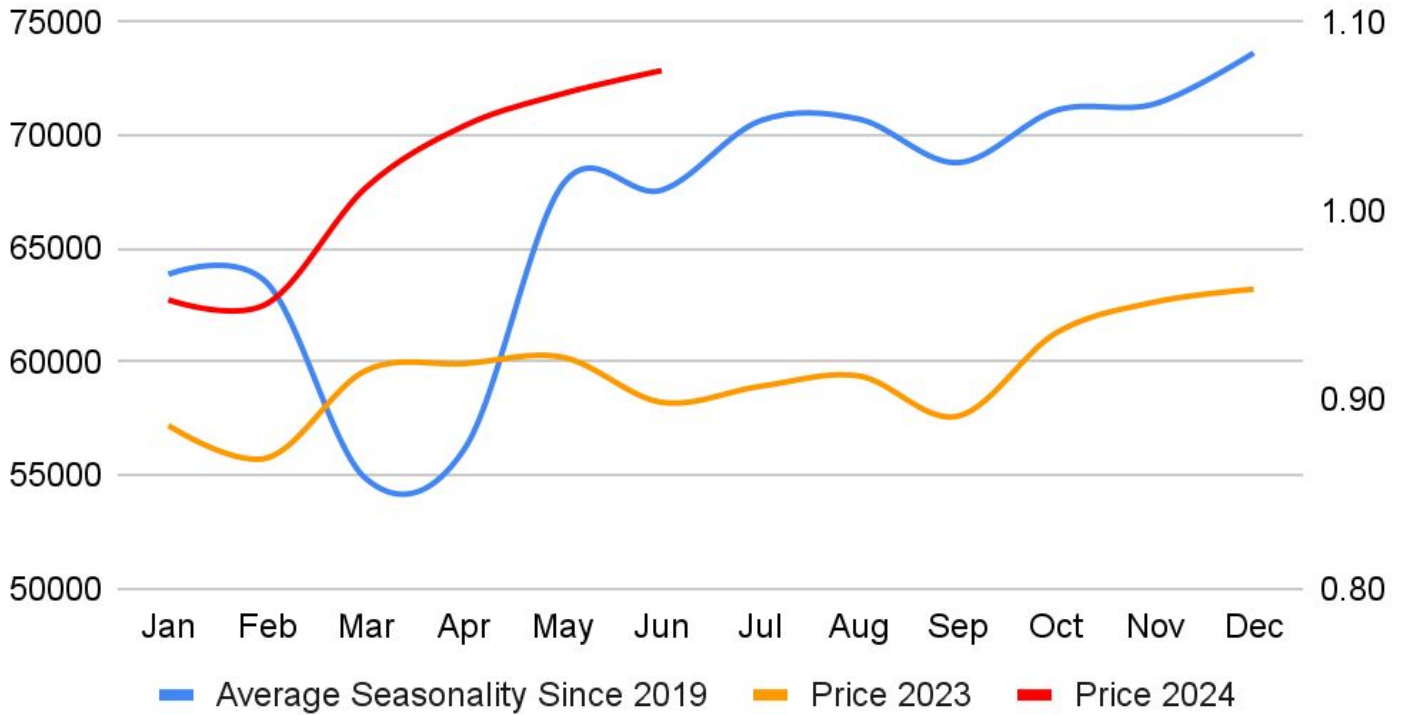
India at discount for 5th week, China PBOC halts gold buying spree - Gold prices in India continued to trade at a discount for a fifth straight week, while China's central bank paused its 18-month-long gold buying spree in May that powered a record rally in benchmark prices. Indian dealers offered a discount of up to \$14 an ounce over official domestic prices, versus last week's discount of \$9. Top consumer China's central bank paused gold purchases to its reserves last month, when spot gold prices hit a record high, after 18 months of consecutive purchases official data showed. Dealers charged premiums of \$27-\$32 per ounce over benchmark prices this week compared to \$24-\$33 last week. Gold was sold at \$1.20-\$2.25 premiums in Singapore and at \$1.50-\$2.50 premiums in Hong Kong. In Japan, bullion was sold at \$0.25-\$0.50 premium.

China's April net gold imports via Hong Kong fall 38% m/m - China's net gold imports via Hong Kong slumped 38% in April from the previous month, Hong Kong Census and Statistics Department data showed. The drop comes as elevated prices and economic challenges prompted a reduction in import quotas by the central bank, which is focused on stabilizing the yuan. Net imports into the world's top gold consumer stood at 34.575 metric tons in April, compared with 55.836 metric tons in March, data showed. Total gold imports via Hong Kong were down about 32% at 43.261 metric tons.

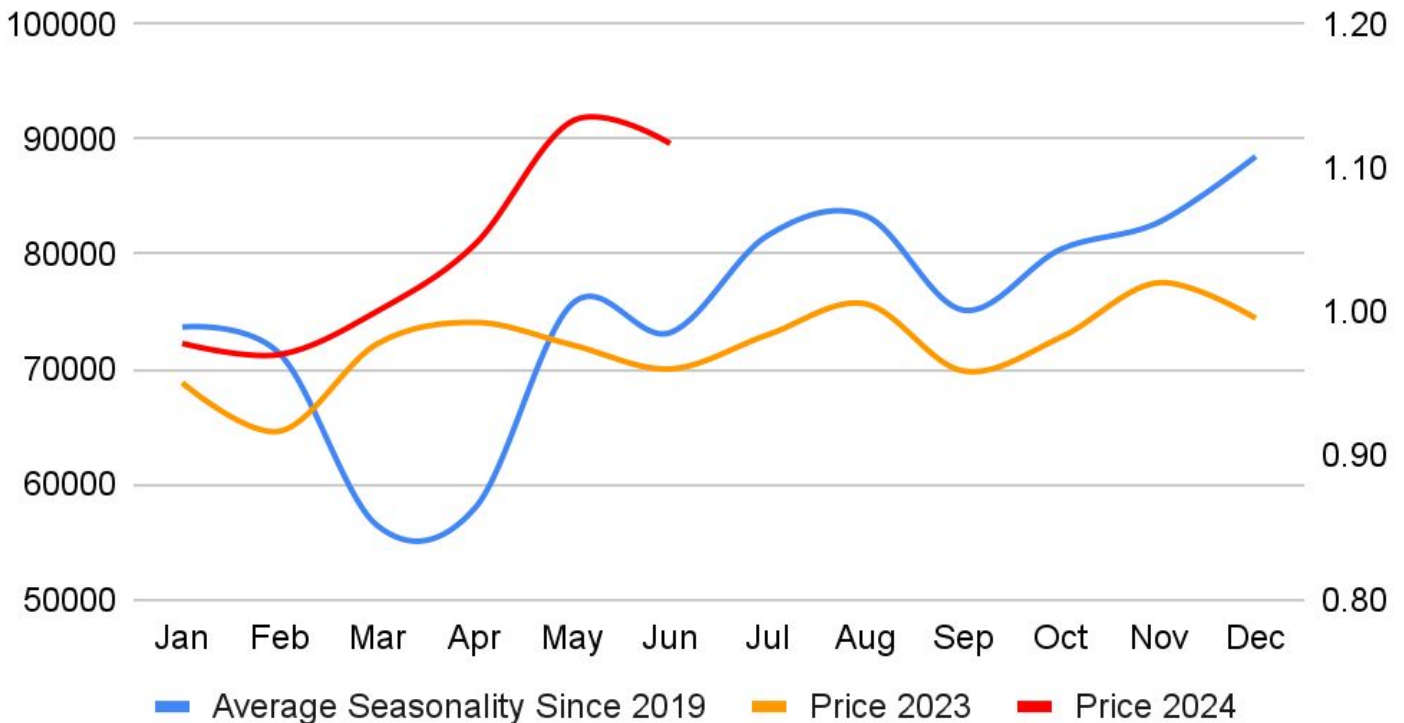
India's gold imports seen falling as record price prompts jewellery swaps - India's gold imports in 2024 could fall by nearly a fifth from the previous year, as record high prices spur retail consumers to exchange old jewellery for new items. Lower imports by India, the world's second biggest consumer of the precious metal, could cap a rally that carried global prices to a record. In the March quarter, scrap supplies jumped 10% from a year ago to 38.3 tons, data from the World Gold Council showed. India imported 744 metric tons of gold in 2023. Jewellery demand accounts for three-quarters of the total demand, while investment demand makes up the rest.

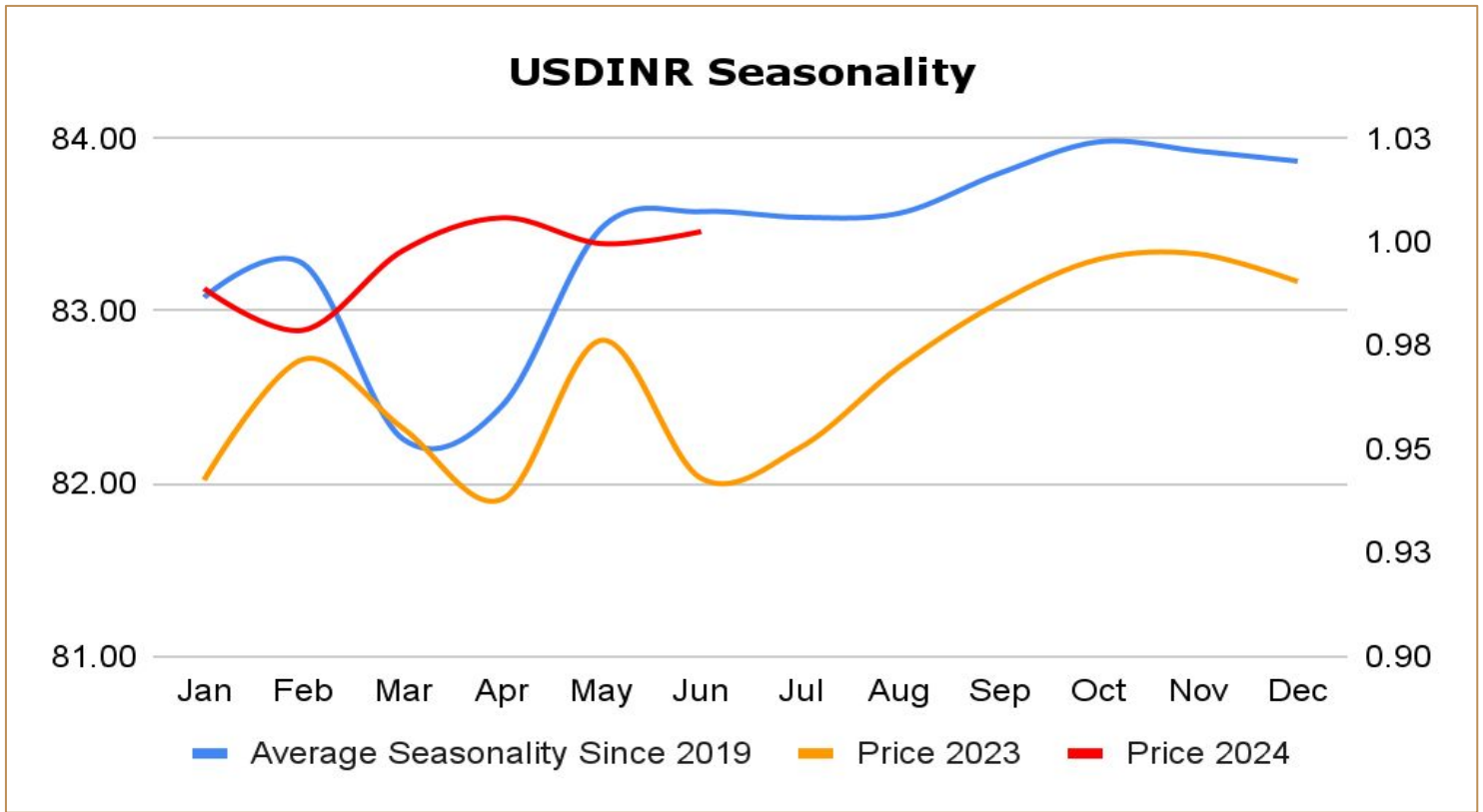
China PBOC Buys Gold for 17th Month as Prices Hit Record - China's central bank purchased gold for its reserves for a 17th consecutive month in March, extending a buying spree that has helped the precious metal surge to a record. The People's Bank of China's gold held rose 0.2% to 72.74 million troy ounces, the smallest increase in the run of monthly purchases since November 2022. Gold has been on a tear in the past two months, hitting records on expectations of lower US interest rates. China's official reserve assets rose to the highest since November 2015, and foreign exchange reserves rose to \$3.2457 trillion.

Gold Seasonality



Silver Seasonality





Weekly Economic Data

Date	Curr.	Data
Jun 10	EUR	Italian Industrial Production m/m
Jun 10	EUR	Sentix Investor Confidence
Jun 10	EUR	German Buba President Speaks
Jun 11	USD	NFIB Small Business Index
Jun 11	USD	10-y Bond Auction
Jun 12	EUR	German Final CPI m/m
Jun 12	USD	Core CPI m/m
Jun 12	USD	CPI m/m
Jun 12	USD	CPI y/y
Jun 12	USD	Crude Oil Inventories
Jun 12	USD	Federal Funds Rate
Jun 12	USD	FOMC Economic Projections
Jun 12	USD	FOMC Statement

Date	Curr.	Data
Jun 13	EUR	Italian Qly Unemployment Rate
Jun 13	EUR	Industrial Production m/m
Jun 13	USD	Core PPI m/m
Jun 13	USD	PPI m/m
Jun 13	USD	Unemployment Claims
Jun 13	USD	Natural Gas Storage
Jun 13	USD	Treasury Sec Yellen Speaks
Jun 13	USD	FOMC Member Williams Speaks
Jun 14	EUR	French Final CPI m/m
Jun 14	EUR	Italian Trade Balance
Jun 14	EUR	Trade Balance
Jun 14	USD	Import Prices m/m
Jun 14	USD	Prelim UoM Consumer Sentiment



DISCLAIMER

KEDIA ADVISORY

This Report is prepared and distributed by Kedia Stocks & Commodities Research Pvt Ltd. Our SEBI REGISTRATION NUMBER - INH000006156. for information purposes only. The recommendations, if any, made herein are expressions of views and/or opinions and should not be deemed or construed to be neither advice for the purpose of purchase or sale through KSCRPL nor any solicitation or offering of any investment /trading opportunity. These information/opinions/ views are not meant to serve as a professional investment guide for the readers. No action is solicited based upon the information provided herein. Recipients of this Report should rely on information/data arising out of their own investigations. Readers are advised to seek independent professional advice and arrive at an informed trading/investment decision before executing any trades or making any investments. This Report has been prepared on the basis of publicly available information, internally developed data and other sources believed by KSCRPL to be reliable. KSCRPL or its directors, employees, affiliates or representatives do not assume any responsibility for or warrant the accuracy, completeness, adequacy and reliability of such information/opinions/ views. While due care has been taken to ensure that the disclosures and opinions given are fair and reasonable, none of the directors, employees, affiliates or representatives of KSCRPL shall be liable for any direct, indirect, special, incidental, consequential, punitive or exemplary damages, including lost profits arising in any way whatsoever from the information/opinions/views contained in this Report. The possession, circulation and/or distribution of this Report may be restricted or regulated in certain jurisdictions by appropriate laws. No action has been or will be taken by KSCRPL in any jurisdiction (other than India), where any action for such purpose (s) is required. Accordingly, this Report shall not be possessed, circulated and/ or distributed in any such country or jurisdiction unless such action is in compliance with all applicable laws and regulations of such country or jurisdiction. KSCRPL requires such a recipient to inform himself about and to observe any restrictions at his own expense, without any liability to KSCRPL. Any dispute arising out of this Report shall be subject to the exclusive jurisdiction of the Courts in India.

KEDIA ADVISORY

KEDIA STOCKS & COMMODITIES RESEARCH PVT LTD

Mumbai, India

SEBI REGISTRATION NUMBER - INH000006156

For more details, please contact: +91 93234 06035 / 96195 51022

Email: info@kediaadvisory.com

Regd.Off.: 1, 2, 3 & 4, 1st Floor, Tulip Bldg, Flower Valley Complex, Khadakpada Circle,
Kalyan-(W), Mumbai-421301